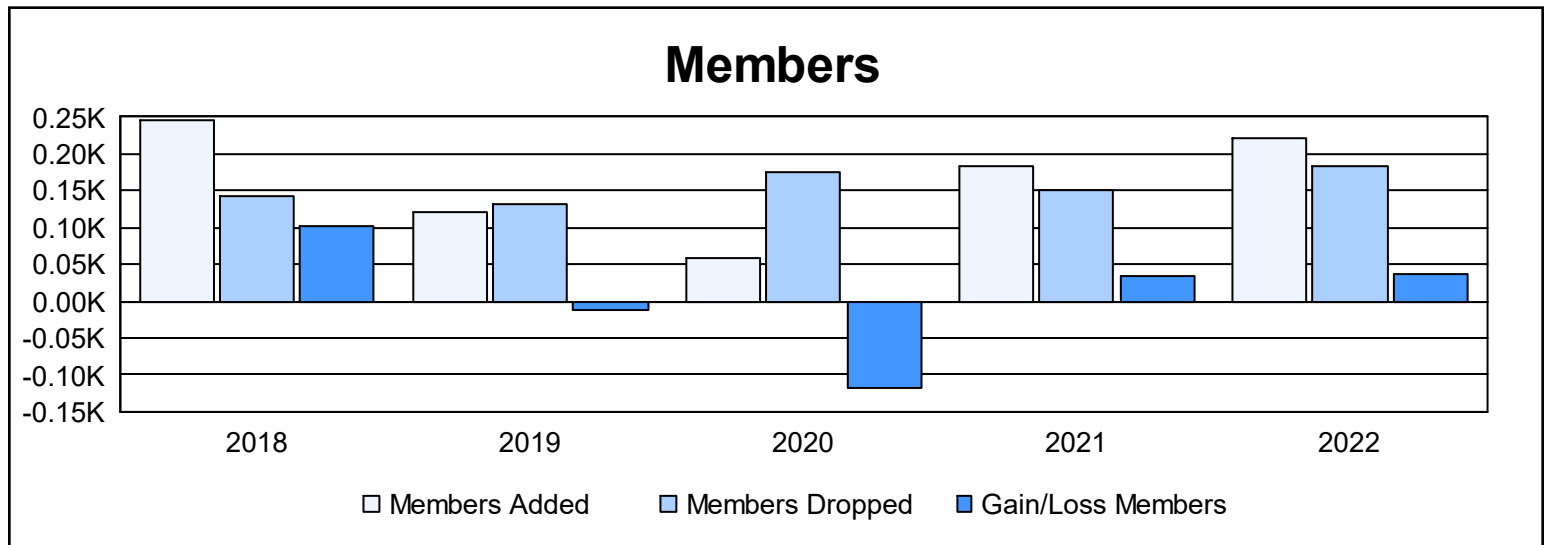
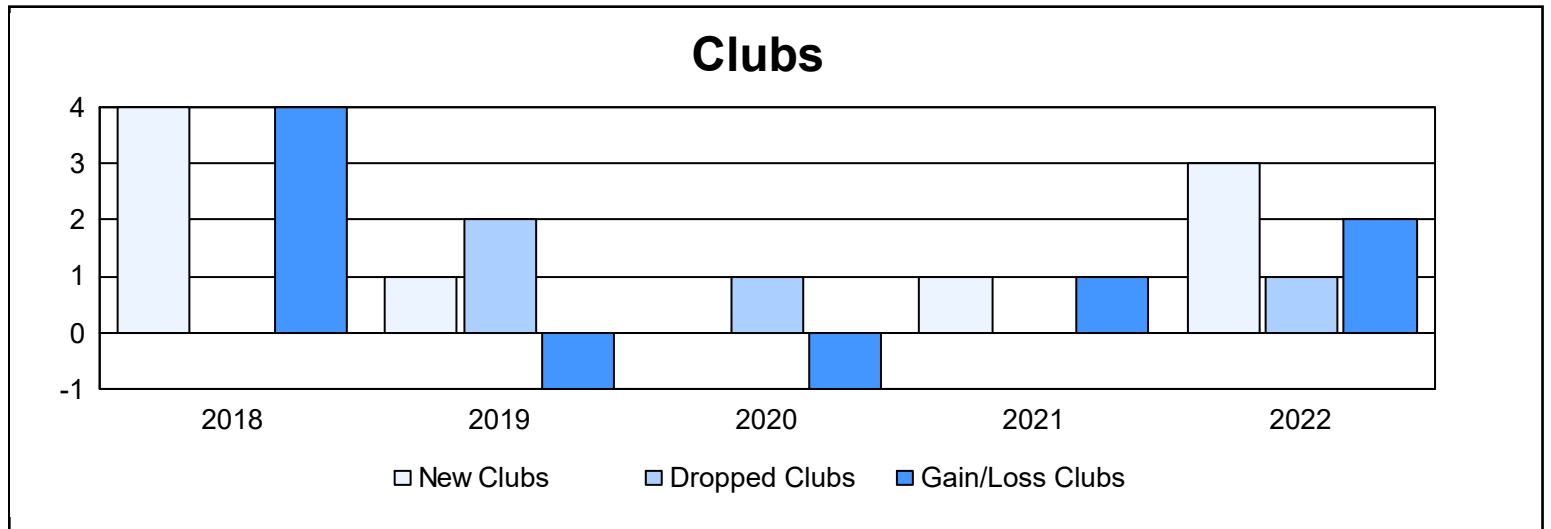
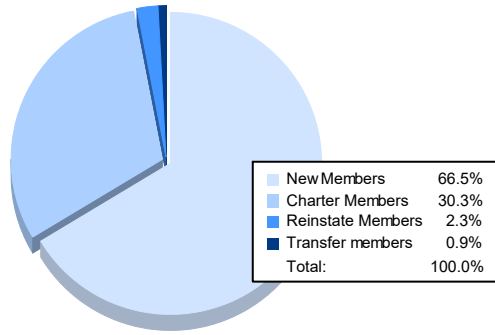


Year	New Clubs	Dropped Clubs	Gain/ Loss Clubs	New Members	Charter Members	Reinstate Members	Transfer Members	Total Member Added	Total Members Dropped	Gain/ Loss Members
2017-2018	4	0	4	126	102	5	12	245	144	101
2018-2019	1	2	-1	88	23	7	4	122	133	-11
2019-2020	0	1	-1	46	6	2	4	58	176	-118
2020-2021	1	0	1	140	23	9	12	184	150	34
2021-2022	3	1	2	147	67	5	2	221	183	38
<b>Average</b>	<b>2</b>	<b>1</b>	<b>1</b>	<b>109</b>	<b>44</b>	<b>6</b>	<b>7</b>	<b>166</b>	<b>157</b>	<b>9</b>



### Membership Composition June 2022 Cumulative



### Gender Composition June 2022 Cumulative

